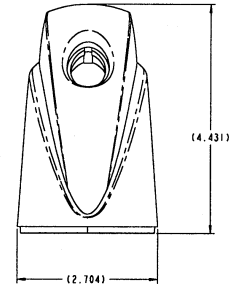
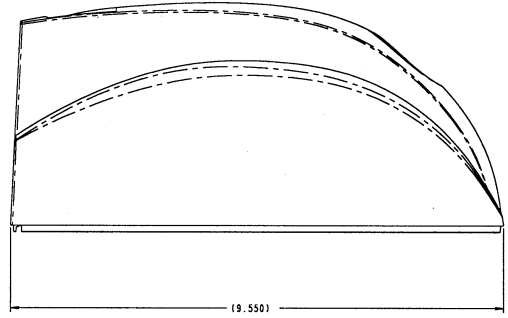



8 7 6 5 4 3

PARTING NO 105100009		SHEET NO 1		REV 2.0	
REV	DATE	BY	DESCRIPTION	DATE	APPROVED
1.0			FINAL RELEASE	5/24/96	

NOTES: (UNLESS OTHERWISE SPECIFIED)

1. INTERPRET DIMENSIONS AND TOLERANCES PER ANSI Y14.5M - 1982.
2. DRAWING INDICATES CRITICAL-TO-FUNCTION (CTF) DIMENSIONS ONLY. ASSOCIATED CAD FILE DEFINES ALL NON-DIMENSIONED FEATURES.
3. DIMENSIONS: GIVEN IN INCHES
- 4 MATERIAL: GE CYCOLAC 94-HB COLOR XXX.
- 5 TEXTURE: WOLDTECH MT-11020 ON NOTED SURFACES. ALL OTHER SURFACES TO BE SPE/SP1 B3.
6. PART VOLUME APPROXIMATELY: 9.64 IN<sup>3</sup>
7. STRAIGHT EDGES TO HAVE STRAIGHTNESS TOLERANCE OF 0.002 PER INCH, NOT TO EXCEED 0.010 OVER ENTIRE LENGTH.
8. FLAT SURFACES TO HAVE FLATNESS TOLERANCE OF 0.002 PER INCH, NOT TO EXCEED 0.010 OVER ENTIRE SURFACE.
9. PARTING LINE MISMATCH NOT TO EXCEED 0.002.
10. GATE TRIM TO BE FLUSH OR RECESSED.
11. FLASH NOT TO EXCEED 0.002.
12. PART TO BE FREE OF MOLD RELEASE ON ALL APPEARANCE SURFACES.
13. EXTERIOR SURFACES TO BE FREE OF SINKS, GATE MARKS, EJECTOR MARKS, AND OTHER COSMETIC DEFECTS INCLUDING, BUT NOT LIMITED TO, BLUSH, SPLAT, INCLUDED PARTICLES, BURN MARKS, AND SIMILAR IMPERFECTIONS.
14. MOLD DESIGN TO MINIMIZE GATE BLUSH, FLOW LINES, AND MOLD MARKS. MOLD CONSTRUCTION TO CONFORM TO GOOD MOLDING INDUSTRY PRACTICE AS STATED IN THE CURRENT EDITION OF "STANDARDS AND PRACTICES OF PLASTIC CUSTOM MOLDERS" BY THE SOCIETY OF THE PLASTIC INDUSTRY, INC.
15. MOLD TO BE PROPERTY OF SOLOPOINT INC. AND SHALL BE MARKED PROMINENTLY WITH THE SOLOPOINT NAME, APPROPRIATE PART NUMBER AND DATE.
16. MOLD DESIGN, EJECTOR PIN, PARTING LINE AND GATE LOCATION TO BE APPROVED BY SOLOPOINT IN WRITING PRIOR TO MOLD FABRICATION.
- 17 MOLD IN SOLOPOINT PART NUMBER 105100009 REV 1, AND RECYCLING SYMBOL WITH MATERIAL CODE APPROXIMATELY WHERE INDICATED. REVISION CHARACTER TO BE MARKED IN ADJACENT EJECTOR PIN.
- 18 INDICATES "METAL SAFE" FEATURES SHOWN TO THEIR EXACT DIMENSIONAL REQUIREMENTS. FEATURES ON FIRST ARTICLES SHALL BE UNDERSIZED AND "METAL SAFE"



D  
C  
B  
A

D  
C  
B  
A

THIRD ANGLE PROJECTION		INCH		INTERPRET DIMENSIONS AND TOLERANCES PER ANSI Y14.5M - 1987 AND UNLESS OTHERWISE SPECIFIED		SOLOPOINT		SOLOPOINT 130 S KNOLES DRIVE LOS GATOS, CA 95030	
MATERIAL	4	0 ≤ X < .10	±0.002	DESIGNED	DATE	JFM	5/7/96	TITLE	TOP SHELL
FINISH	5	.10 ≤ X < .50	±0.003	DRAWN	DATE	JFM	5/7/96	SIZE	D
		.50 ≤ X < 2.00	±0.005	CHECKED	DATE	XXX	XX/XX/XX	DRAWING NO	105100009
		2.00 ≤ X < 4.00	±0.008	APPROVED	DATE	XXX	XX/XX/XX	SCALE	1:1
		4.00 ≤ X	±0.010					SHEET	1 OF 4
		ANGLES		±0.5°				REV	2.0

8 7 6 5 4 3 2